

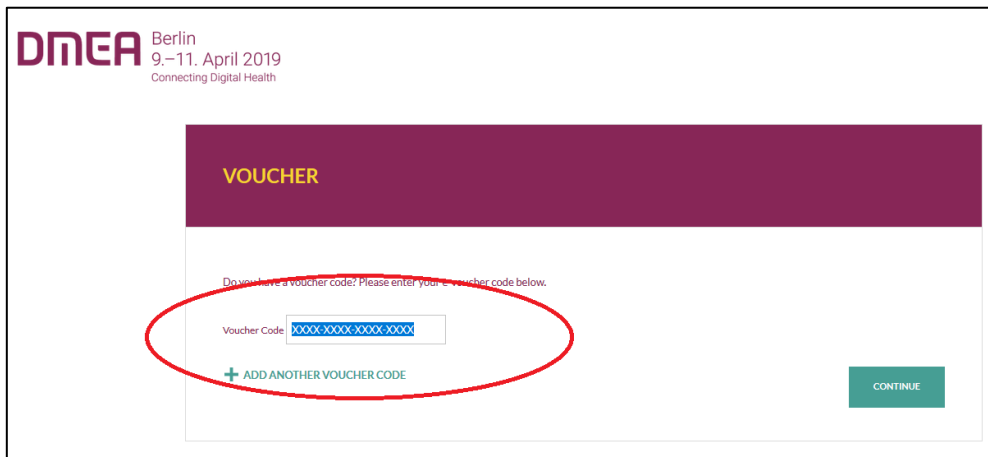
# Guideline: How to use the ticket codes of DMEA 2019

Dear Visitor,

you have received ticket code(-s) to generate your ticket. With those codes you can print your ticket by yourself. You will avoid additional queue time on site!

1. In order to redeem your voucher code, please visit our [www.dmea-voucher.com](http://www.dmea-voucher.com) (we recommend using *Mozilla Firefox* browser) and enter your 16-digit voucher code in the box "Voucher Code".

If you want to redeem more than one code simply click "Add another voucher code" and enter another code. Then click "Continue". Please note that there is a time limit of 15 minutes for this transaction.



DMEA Berlin  
9.-11. April 2019  
Connecting Digital Health

## VOUCHER

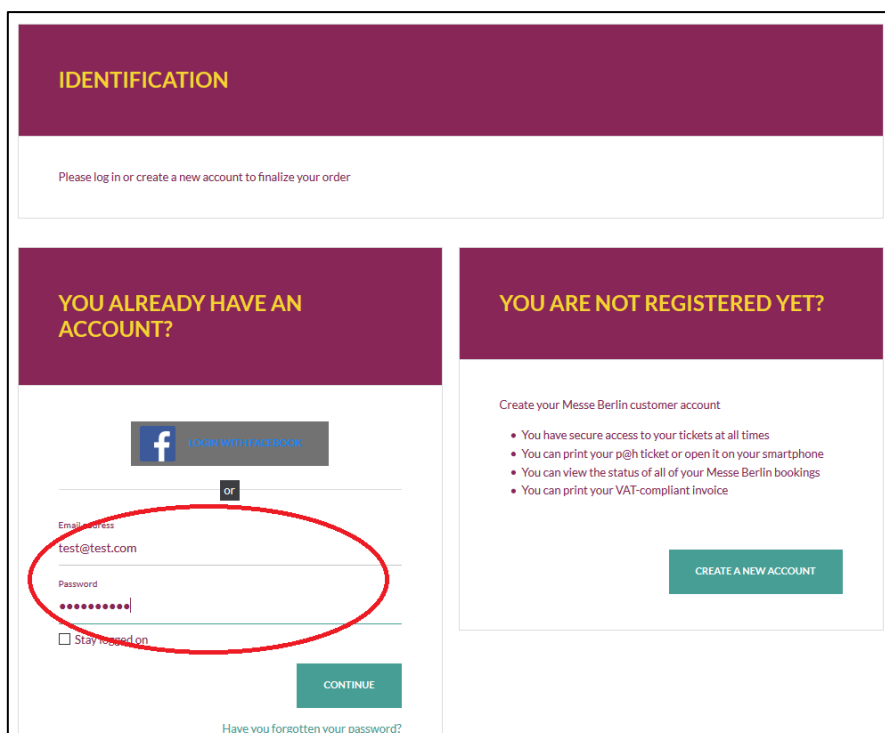
Do you have a voucher code? Please enter your voucher code below.

Voucher Code:

[+ ADD ANOTHER VOUCHER CODE](#)

[CONTINUE](#)

2. On the next page please log in to the shop. If you don't have an account yet please click "Register account". If you already have an account, please proceed to step 4.



## IDENTIFICATION

Please log in or create a new account to finalize your order

### YOU ALREADY HAVE AN ACCOUNT?

[f LOGIN WITH FACEBOOK](#)

OR

Email address

Password

Stay logged on

[CONTINUE](#)

[Have you forgotten your password?](#)

### YOU ARE NOT REGISTERED YET?


Create your Messe Berlin customer account

- You have secure access to your tickets at all times
- You can print your p@h ticket or open it on your smartphone
- You can view the status of all of your Messe Berlin bookings
- You can print your VAT-compliant invoice

[CREATE A NEW ACCOUNT](#)


3. You can now create your account. Simply enter and confirm your both email address and password and enter your personal details. Alternatively you can log in using your Facebook account.

You may register using a Facebook account.

 USE MY FACEBOOK ACCOUNT

or

You can also enter your details to create a new account.

 **Information**  
\* Mandatory fields

### Login

Your e-mail is used as a login to access your account, and also to inform you about the status of your orders.

Your email address (login) \*

xxx@xxx.com

Please confirm your email address \*

xxx@xxx.com

### Password

Your password must contain a minimum of 8 characters of which at least 1 must be numeric, 1 uppercase letter and 1 lowercase letter. Example: Abcdef12

Your password \*

●●●●●●●●

Confirm your password \*

●●●●●●●●

You can choose between private account and company account, enter your postal address, as well as subscribe to newsletters. Then enter the verification code shown in the picture and click “Create account”.

### Your main address

The address will be set as billing and delivery address in your customer account.

Address \*

\_\_\_\_\_

\_\_\_\_\_

\_\_\_\_\_

Postcode \*      Town/City \*

\_\_\_\_\_

Country \*

Germany ▼

### Authorisation

We do not use or communicate your personal data without your authorization. [Click here](#) to read our privacy policy.


I would like to receive all the latest news and happenings by e-mail: events calendar, ticket sales alerts, new products, etc. \*

I accept     I refuse

### Security check

Enter the characters you see in this picture.

Verification code \*



[GET A NEW CODE](#)

4. Now you have the possibility to check the content of your cart...

Tarif	Quantity	Unit Price	Sub-total
standard price Ticket	1	EUR	EUR
X DELETE			Sub-total EUR
Order amount			EUR

...your billing address and the delivery mode. Please confirm that you have read and accepted the terms and conditions and click "Complete your order".

**BILLING**  
Please select a billing contact and address

Hauptadresse ▼

**PAYMENT**

Amount due EUR  I have read and accept the terms and conditions.  
Our data privacy policy is described here.

COMPLETE YOUR ORDER  
CANCEL ORDER

Please note that the code will be invalidated. You will not be able to use it again after you clicked „Complete your order “.

5. Please note down your order reference number for possible later requests. On the “Order confirmation” page simply click “Print out tickets”.

**ORDER CONFIRMATION**

Thank you for your trust in our products and services!  
Your tickets are ready to print.

Success  
Your tickets are ready. You may now download and print them from the order details page.

Print out tickets

CONTINUE SHOPPING?

6. Please personalise your tickets. If you wish to use paper printouts of your tickets, click “Print ticket”. If you wish to use a mobile ticket on your mobile device click “Open on mobile phone”. After filling the personal details for each ticket holder click “Save and continue”. Your passes will be available to download and the invoice will be sent to your email address.

PRINT TICKET      OPEN ON MOBILE PHONE      Not yet printed

You must identify the beneficiary  
\* Please enter the name of the ticket holder.  
An identity check will be carried out and only tickets bearing the name of the ticket holder will be accepted.

Salutation \*  
Mr

Title  
Dr.

First name \*  
Name

Last name \*  
Name

Position \*  
Position

Company / Organization \*  
Company

Department \*  
Department

Which business sector applies to you the best? \*  
Doctor's office

Are you in an executive position? \*  
no

Which Job Area applies to you? \*  
Physician

Street / P.O. Box \*  
Street

Postcode \*  
12345

City \*  
Town

Country \*  
Greece

Phone  
0123 456789

Personal email of badge holder \*  
\_\_\_\_\_

Latest info about DMEA by subscribing DMEA-Newsletter? \*  
no

\* mandatory fields

SAVE AND CONTINUE

If you are redeeming several voucher codes you will have to personalise each ticket separately, however you will have the possibility to copy several answers for subsequent tickets. To do so, please put a checkmark in the box “Re-use these values”.

- Please print your ticket (shown as a PDF-file). If any problems occur, make sure you use the most recent version of Adobe Reader and check your printer's settings. On the day of your visit you may proceed directly to the entrance.

**Please note that ticket in the format shown below will be only accepted as paper prints.**



- Alternatively you can save the PDF file on your smartphone, tablet, netbook or notebook and present it at the entrance to the fairgrounds. To do that log in to the ticket shop on your device, click "Open on mobile phone" and save the file.

**Please note that ticket in the format shown below will be only accepted as digital tickets on smartphones, tablets, netbooks and notebooks.**

